

Guide: Administration of T2S Securities Accounts in vp.ONLINE™

25.01.2018





Contents

1	Introduction.....	3
1.1	Definition of terms concerning T2S accounts	3
1.2	Access to functionality concerning T2S accounts.....	3
1.3	Access via updating relation.....	3
2	Search access concerning T2S accounts	4
2.1	General.....	4
2.2	Show account.....	5
3	Create T2S account	6
3.1	Searching for an account.....	6
3.2	Creation in T2S	6
4	Changing a T2S account.....	7
4.1	Edit T2S account.....	7
4.2	Mark the account owner as professional or private	7
4.3	Connect DCA	7
4.4	Earmarking of a T2S account.....	7
4.5	Cancel earmarking of a T2S account	7
5	Closing a T2S account	9
6	Restoring a T2S account.....	10
7	Account events for T2S accounts.....	11
7.1	Set up search criteria concerning T2S account events.....	11
7.2	List of results concerning T2S account events	12
7.3	Search for changes concerning “T2S depot” (T2S account)	14
7.4	Search for changes concerning “T2S depot-restriction” (T2S account restriction).....	15
7.5	Search for changes concerning “Privat/Professionel markering” (Private/Professional marking)	15
7.6	Search for changes concerning “DCA tilknytning” (DCA association)	15
8	Ordering liquidity info.....	17

1 Introduction

1.1 Definition of terms concerning T2S accounts

Five types of securities accounts can be created in T2S.

Participants' securities accounts can be administered by the account controllers. All other types of securities accounts are administered by VP.

1.2 Access to functionality concerning T2S accounts

Available if the user has been given access to service ST20550v by its master user.

Enquiry and update access to T2S accounts is via the "Account" main menu, as shown in [Figure 1](#):

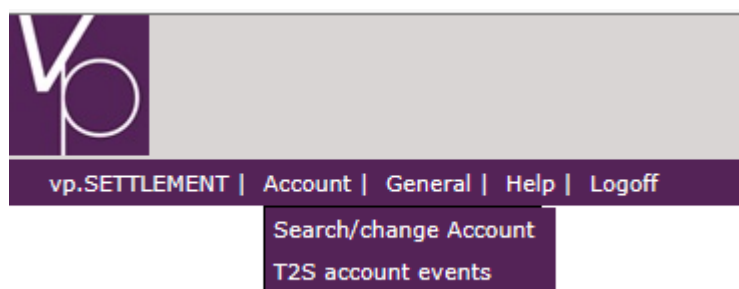


Figure 1. Access to functionality via the "Account".

Select "Search/change account".

1.3 Access via updating relation

There is enquiry and update access to other participants' T2S accounts if there is an updating relation between the account controllers.

2 Search access concerning T2S accounts

2.1 General

Here, it is possible to search for information concerning own accounts, as shown in [Figure 2](#):

It is also possible to enquire concerning other participants' accounts, using an updating power of attorney, as described in section 1.3

- On searching for VP securities accounts that have not been created in T2S, both account controller and securities account must be stated.
- On searching for accounts that have been created in T2S, only account controller is required to be stated.
- Clicking on an individual account will display a function menu showing the options available for the individual account.

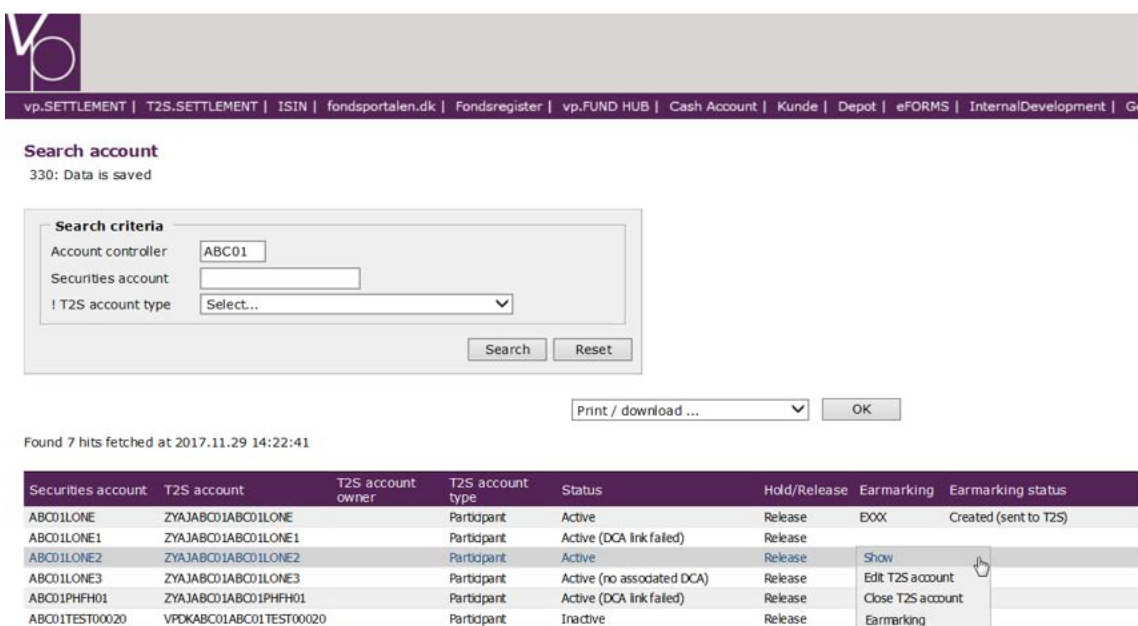


Figure 2. Search screen "Search account".

The "Status" column can have the following values:

- **Active:**
The account has been created and is active in T2S.
- **Active (no DCA associated):**
The account has been created and is active in T2S, but NO DCA is associated with this T2S account.
- **Active (DCA link failed):**
The account has been created and is active in T2S, but association of DCA has failed in T2S
- **Closed:**
The account is closed in T2S. Can be re-opened.
- **Closed (Right):**
The account is closed in T2S, due to right-of-disposal limiting rights.
- **Inactive:**
The account has been created in T2S, but has not yet reached the start date.

- Inactive (Creation in T2S failed):
Creation of T2S account failed in T2S
- Inactive (no DCA associated):
The account has been created in T2S, but has not yet reached the start date, and NO DCA is associated with this T2S account.
- Inactive (Sent to T2S):
Creation of T2S account is sent to T2S as soon as possible.
- Inactive (awaiting response from T2S):
Creation of T2S account has been sent to T2S and we are awaiting a response from T2S
- Temporarily blocked T2S transfer in progress:
T2S account is blocked temporarily due to internal transfer of holdings to T2S.

2.2 Show account

Clicking on "Show" at an account in the search screen will show details of the individual account, as shown in [Figure 3](#):

This displays details of the account's status, various dates, DCAs, etc.

Only the sections for which there is content are displayed. If there are no restrictions for an account, for example, the section is not shown.

vp.SETTLEMENT | T2S.SETTLEMENT | ISIN | fondsportalen.dk | Fondsregister | vp.FUND HUB | Cash Account | Customer | Account |

Show account

Print / download ...

Securities account
 Securities account T2000-T2000AHPH1
 T2S account owner Proff Yes
 Valid from 2016.08.01
 Change 2016.07.30 06:31
 Submitter 000VP
 User-id EX51HME
 Sender reference VP20160729000179

T2S account
 T2S account ZYAJT2000T2000AHPH1
 T2S account type Participant
 T2S account owner
 Move holding automatically Automated transfer of Holding calculated Net
 Hold/Release Release
 Registered under BIC in T2S ZYAJDKK0020
 Current status Active
 Valid from 2014.09.12
 Change 2014.09.18 13:59
 Submitter 000VP
 User-id VP01LAT
 Sender reference VP20140918001193

DCA information

DCA account	Currency	Default	Settlement	Collateral	Valid from	Valid to	User-id	Change
CDKDKKZYAJDKK0020-LRO-X	DKK	No	No	No	2017.08.04 12:58		VP01FLY	2017.08.04 12:58
CDKDKKZYAJDKK0020-LRO-1	DKK	Yes	Yes	Yes	2017.03.21 12:55		VP01LRO	2017.03.21 12:55
CDKDKKZYAJDKK0020-LRO-2	DKK	No	Yes	Yes	2017.03.21 12:56		VP01LRO	2017.03.21 12:56
CDKDKKZYAJDKK0020-LRO-3	DKK	No	Yes	No	2017.03.21 12:56		VP01LRO	2017.03.21 12:56
CDKDKKZYAJDKK0020-LRO-4	DKK	No	No	Yes	2017.03.21 12:57		VP01LRO	2017.03.21 12:57
CDKEURNDEADKK_KUNDER	EUR	Yes	Yes	No	2015.10.14 07:11	2017.02.01 10:14	BRUGER1	2017.02.01 10:14
CDKEURZYAJDKK0020-LRO-1	EUR	Yes	No	No	2017.03.21 12:58		VP01LRO	2017.03.21 12:58

Restrictions

Restriction	Valid from	Valid to	User-id	Change
CLAC	2014.09.17 15:58		VP01LAT	2014.09.17 15:58
CLAC	2014.09.17 15:02	2014.09.22 23:59	VP01LAT	2014.09.18 13:59

Earmarking

Restriction	Valid from	Valid to	User-id	Change
E0XX	2017.08.22 00:00		VP01BGY	2017.08.21 13:31

Figure 3. "Show account".

3 Create T2S account

An account must be created in the VP system before it can be created in T2S.

3.1 Searching for an account

The account is displayed by entering relevant search criteria in the screen shown in [Figure 4](#). You can use the field help that is built into the system.

Click on "Create T2S account" in the function menu.

Search account

Search criteria

Account controller

Securities account

Found 1 hit fetched at 2017.12.21 08:43:51

Securities account	T2S account	T2S account owner	T2S account type	Status	Hold/Release	Earmarking	Earmarking status
T2000BOVST	Show						
	Create T2S account						

Figure 4. "Search/change account".

3.2 Creation in T2S

Clicking on "Create T2S account" displays the screen shown in [Figure 5](#):

Complete the relevant fields and the account will be created in T2S. You can use the field help that is built into the system.

Create T2S account

T2S information

T2S securities account

T2S account type

! T2S account owner

Move holding automatically

Start date

Figure 5. "Create T2S account".

4 Changing a T2S account

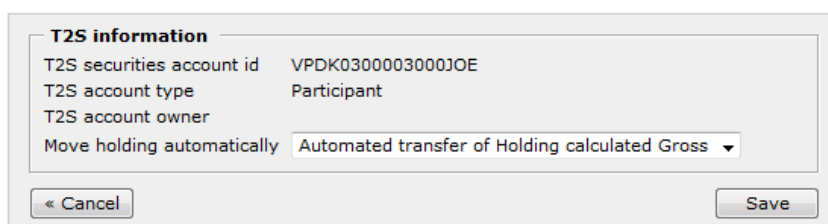
4.1 Edit T2S account

Information in a T2S account can be changed using "Edit T2S account" in the function menu for one of the instances found in [Figure 2](#).

This displays the existing data that can be edited, as shown in [Figure 6](#). You can use the field help that is built into the system.

Only VP can change the "T2S account owner" field, so that CSD Services must be contacted if this is to be changed.

Edit T2S Account



T2S information	
T2S securities account id	VPDK0300003000JOE
T2S account type	Participant
T2S account owner	
Move holding automatically	Automated transfer of Holding calculated Gross

Buttons: < Cancel, Save

Figure 6. "dit T2S account".

4.2 Mark the account owner as professional or private

In the final T2S solution, there is no need for knowledge of whether the account owner is private or professional. The function for this has therefore been removed.

4.3 Connect DCA

The DCA for a T2S account can only be associated or changed by VP. Contact CSD Services.

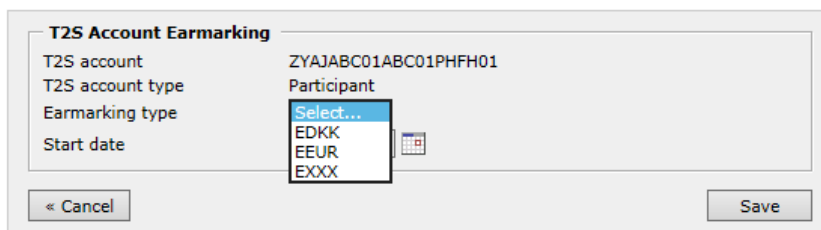
4.4 Earmarking of a T2S account

It is possible to earmark T2S accounts, so that all of the holdings in the T2S account will be earmarked for autocollateral in T2S.

If a T2S account is to be earmarked, this must be by using "Earmarking" in the function menu for one of the instances found in [Figure 2](#).

Then a screen is shown with the data to be specified on earmarking a T2S account, which can be seen in [Figure 6A](#). You can use the field help that is built into the system.

Earmarking



T2S Account Earmarking	
T2S account	ZYAJABC01ABC01PHFH01
T2S account type	Participant
Earmarking type	Select... EDKK EEUR EXXX
Start date	

Buttons: < Cancel, Save

Figure 6A. Earmark a T2S account.

4.5 Cancel earmarking of a T2S account

If a T2S account which is earmarked is to have this earmarking cancelled, this must be by using "Ophævn Earmarking" (Cancel Earmarking) in the function menu for one of the instances found in [Figure 2](#).

[Note that only the instances for which Earmarking is already registered have the “Ophæv Earmarking” function available in the function menu; this can be seen in \[Figure 6B\]\(#\).](#)

Search account

Search criteria

Account controller

Securities account

! T2S account type

Print / download ...

Found 8 hits fetched at 2017.12.21 11:48:47

Securities account	T2S account	T2S account owner	T2S account type	Status	Hold/Release	Earmarking	Earmarking status
ABC01LQ Show	BC01ABC01LONE		Participant	Active	Release	E00X	Created (sent to T2S)
ABC01LQ Edit T2S account	BC01ABC01LONE1		Participant	Active (no associated DCA)	Release		
ABC01LQ Close T2S account	BC01ABC01LONE2		Participant	Active	Release		
ABC01LQ ! Assign DCA	BC01ABC01LONE3		Participant	Active (no associated DCA)	Release		
ABC01PH Cancel Earmarking	BC01ABC01PHFH01		Participant	Active (DCA link failed)	Release		
ABC01TEST00010	VPDKABC01ABC01TEST00010		Participant	Closed	Release		
ABC01TEST00020	VPDKABC01ABC01TEST00020		Participant	Inactive	Release		
ABC01TEST00040	ZYAJABC01ABC01TEST00040		Participant	Inactive (Creation in T2S failed)	Release		

Figure 6B Cancel earmarking of a T2Saccount.

5 Closing a T2S account

To close a T2S account, click on "Close T2S account" in the function menu for one of the instances found in [Figure 2](#).

The account can be closed in T2S if it has the "active" or "inactive" status. On closing, it must be checked that there are no holdings or unsettled trades in the account or whether the T2S account is used as a T2S-preferred account.

Closing an account in T2S does not mean that the account is also closed in the VP system. Closing the T2S account is registered as a restriction in T2S, which means that the account can be restored in T2S for as long as it is active in the VP system. See [Figure 7](#).

If the account is also closed in VP, it will be deleted from T2S when it is deleted from the VP system in one of the semi-annual deletion runs.

A T2S account may also be closed by VP.

If a right of disposal is registered for the VP account, this will automatically entail that VP closes the T2S account with a restriction (RHBG).

When the right of disposal is cancelled for the VP account, this does not automatically entail that the T2S account is restored. AC itself must ensure this, via restore of the T2S account (see section 6).

Show account

Securities account

Securities account	ABC01-ABC01TEST00010	Valid from	2016.08.04
		Change	2016.08.04 08:17
		Submitter	000VP
		User-id	EX51HME
		Sender reference	VP20160804000155

T2S account

T2S account	VPDKABC01ABC01TEST00010	Current status	Closed
T2S account type	Participant	Valid from	2014.08.06
T2S account owner		Change	2014.09.19 09:47
Move holding automatically	No automated transfer	Submitter	000VP
Hold/Release	Release	User-id	EX51GRE
Registered under BIC in T2S	ZYAJDKK0024	Sender reference	VP20140919000675

DCA-informations

DCA account	Currency	Default	Settlement	Collateral	Valid from	Valid to	User-id	Change
DCA konto til testformål	EUR	Yes	Yes	Yes	2014.08.07 00:00		T2SOPVP	2014.08.07 07:02
DCA1234567890-1234	EUR	No	Yes	No	2014.08.07 00:00		T2SOPVP	2014.08.07 07:03

Restrictions

Restriction	Valid from	Valid to	User-id	Change
CLAC	2014.09.19 09:47		EX51GRE	2014.09.19 09:47

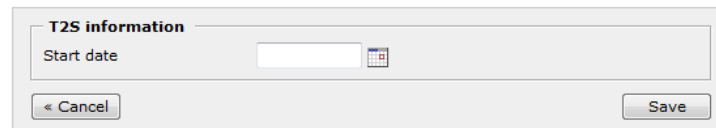
Figure 7. Show account after closure with "CLAC".

6 Restoring a T2S account

To restore a T2S account, click on "Restore T2S account" in the function menu for one of the instances found in [Figure 2](#).

The following screen will appear, in which a new start date must be entered.

Reopen T2S account



The screenshot shows a dialog box titled "T2S information". Inside the dialog, there is a label "Start date" followed by a text input field and a small calendar icon. At the bottom of the dialog, there are two buttons: "Cancel" on the left and "Save" on the right.

Figure 8. "Restore T2S account".

An account can be restored in T2S for as long as it has the "closed" status, and for as long as the account is still active in the VP system.

7 Account events for T2S accounts

On any changes to a VP/T2S account, the changes made, and when they were made, are saved.

To be notified of these changes, you can subscribe to an e-mail service, with e-mails being sent to the required e-mail address.

Contact CSD Services to set up a subscription for these e-mails.

Changes to a VP/T2S account can be searched in vp.ONLINE and subsequently printed to your own physical archive.

Access to search for changes is via the Depot (Account) main menu, and then the menu item T2S depot historik (T2S account events), as shown in [Figure 9](#):



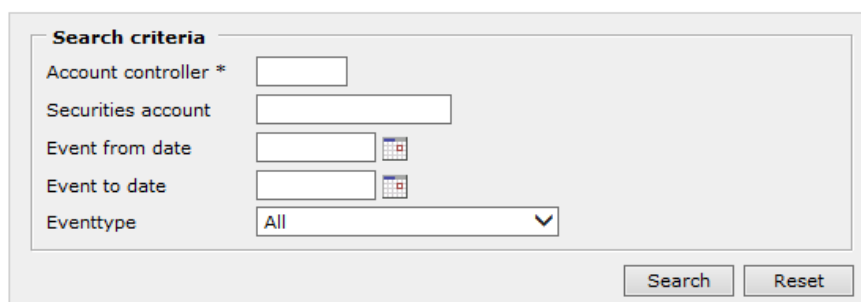
Figure 9. Access to the functionality via the "Account" main menu.

Select T2S account events.

This displays the following screen, see [Figure 10](#), where search criteria can be set up for the type of change required to be displayed.

7.1 Set up search criteria concerning T2S account events

Search



The screenshot shows a search criteria form with the following fields:

- Account controller ***: A text input field.
- Securities account**: A text input field.
- Event from date**: A date input field with a calendar icon.
- Event to date**: A date input field with a calendar icon.
- Eventtype**: A dropdown menu currently set to 'All'.

At the bottom right of the form are two buttons: 'Search' and 'Reset'.

Figure 10. Set up search criteria for display of T2S account events.

Search via the following fields is possible:

- Account controller:**
 This field must as a minimum be completed to search account events. A known cd-ident for an Account Controller (AC) must be entered.
- Securities account:**
 Indicates for which VP securities account the account events are required.
 In order to narrow the search result, you are recommended to complete this field, but this is not a requirement.

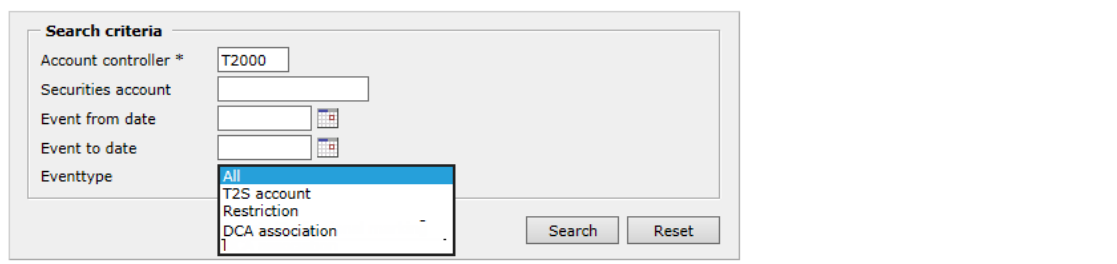
- **Event from date:**
Indicates a date (and including this date) from which account events are required to be displayed.
- **Event to date:**
Indicates a date (and including this date) until which account events are required to be displayed.
- **Event type:**
Select which type of account events are to be displayed. The options are the following events:
 - T2S account
 - T2S account restriction (including Closure (CLAC and RHBG, as well as Earmarking)
 - DCA association

See sections 7.3 – 7.6 below for a description of these events.

7.2 List of results concerning T2S account events

If no search criteria are set up in the “Hændelsestype” (Event type) field, and “Søg” (Search) is clicked, a List of Results is displayed, which comprises a number of standard columns, see [Figure 11](#).

Search



Search criteria

Account controller * T2000

Securities account

Event from date

Event to date

Eventtype

- All
- T2S account Restriction
- DCA association

Search Reset

Print / download ... OK

Found 250 hits fetched at 2017.12.22 08:05:47

Securities account	Time of event	Event	Eventtype	Submitter	User-id	From date	To date	Sender reference	T2S reference
CCP01T2S	2017.08.01 12:15	Created	DCA associated		BRUGER1	2017.08.01			VPSD170801000004
CCP01T2S	2017.08.01 12:13	Created	DCA associated		BRUGER1	2017.08.01			VPSD170801000003
CCP01T2S	2017.08.01 12:09	Created	T2S account	000VP	BRUGER1	2017.08.01		VP20170801000306	VPSD170801000002
CCP01T2SPR	2017.10.27 15:29	Changed	T2S account restriction		T2SOPVP	2017.10.25	2017.10.27		VPSD171027000006
CCP01T2SPR	2017.10.03 08:41	Created	T2S account restriction		EX51GRE	2017.10.25			VPSD171003000007

Figure 11. Complete the search criteria for T2S account events and the related List of Results

The structure of the List of Results will vary depending on which event types are selected in the setting up of the search criterion; this is described below under the respective sections.

Figure 11 shows a List of Results in which the only search criteria are AC and VP securities account, so that NO specific event type has been selected. The list is displayed with the most recent event at the top.

The following columns are included in the List of Results:

- **Account:**
This column lists the VP securities account(s) for which there are one or several events.
- **Event time:**
This column states when the event took place.
- **Event:**
This column states which type of event was performed. The following events are possible:
 - Created

- Changed
- Deleted
These events can take place for all of the “Event types” defined (see below).
- **Event type:**
The following event types may have taken place for a VP securities account:
 - T2S account
When a VP securities account is marked as a T2S account, a “T2S account” event type is generated. If there are changes to this T2S account (e.g. change of account holder) a “T2S account” event type is also generated.
 - T2S account-restriction
CLAC:
When a T2S account is closed in vp.ONLINE, a Restriction is sent to T2S, which specifies that the T2S account is inactive and cannot be used.
This is seen as a “CLAC” under event type “T2S account restriction”.
RHBG:
When rights are assigned to a VP securities account, a Restriction is sent to T2S, indicating that the T2S account is inactive and may not be used.
This is seen as a “RHBG” under event type “T2S account restriction”.
Earmarking:
It is possible to earmark T2S accounts, so that all of the holdings in the T2S account will be earmarked as autocollateral in T2S.
There are 3 types of earmarking, which can all be seen under the “T2S account restriction” event type:
EDKK: Earmarking as autocollateral in DKK.
EEUR: Earmarking as autocollateral in EUR.
EXXX: Earmarking as autocollateral irrespective of currency
For further details of the aforementioned restrictions, see VP’s guides.
 - DCA association
When a VP securities account has an associated DCA (Dedicated Cash Account), a “DCA association” event type is generated.
In the same way, this event type is generated if the DCA may no longer be used by this T2S account.
- **Notifier:**
This column states which user (cd-ident) has created this event.
- **User ID:**
This column states which user created this event.
- **From date:**
This column states the date from which an event is valid.
E.g. for the “Opret”/”T2S depot” (Create/T2S account) event. This will state the date from which the T2S account is valid. This “Fradato” (From date) can differ from “Hændelsestidspunkt” (Time of event), as it is possible to create T2S accounts as of a future date.
- **To date:**
This column states the date until which an event is valid.
E.g. for the “Ændret”/”T2S Depot Restriction” (Changed/T2S account restriction) event. This will e.g. state a date until which a Restriction is valid.
For some event types this column may be blank.
- **Sender reference:**

This column states the submitter's reference for the transaction which most recently updated the T2S account. Not all events will register this information. This is technical information that is only shown in order to ensure traceability and facilitate any troubleshooting for the event. For some events this column may be blank.

- T2S reference:**
 This column states a unique identification of the message sent by VP to T2S. This is technical information that is only shown in order to ensure traceability and facilitate any troubleshooting of the event.

7.3 Search for changes concerning "T2S depot" (T2S account)

If "T2S depot" (T2S account) is selected in the "Hændelsestype" (Event type) field, and "Søg" (Search) is clicked on, a specific List of Results is displayed for the "T2S depot" (T2S account) event type, [see Figure 12](#).

Search

Print / download ...

Found 9 hits fetched at 2016.08.17 09:40:28

Securities account	Time of event	Event	Submitter	User-id	From date	To date	T2S account owner	Hold/Release	Transfer code	Bic id	Sender reference	T2S reference
T3043D506031	2015.02.23 16:15	/Endret	000VP	T2SOPVP	2014.09.16	2015.02.23		Release	No automated transfer	ZYAJDKK0024	VP20150223000591	
T3043D506031	2014.09.16 12:47	/Endret	000VP	VP0JFLY	2014.09.16			Release	No automated transfer	ZYAJDKK0024	VP20140916000448	VPSD140916000015
T3043D506031	2014.09.16 11:18	/Endret	000VP	VP0JFLY	2014.09.16			Hold	No automated transfer	ZYAJDKK0024	VP20140916000381	VPSD140916000014
T3043D506031	2014.09.16 11:16	Oprettet	000VP	VP0JFLY	2014.09.16			Release	No automated transfer	ZYAJDKK0024	VP20140916000377	VPSD140916000013
T4444ANNAST	2015.02.23 16:15	/Endret	000VP	T2SOPVP	2013.12.01	2015.02.23		Release	No automated transfer	ZYAJDKK0024	VP20150223000593	
T4444PHPR01	2015.02.23 16:15	/Endret	000VP	T2SOPVP	2014.09.22	2015.02.23		Release	No automated transfer	ZYAJDKK0024	VP20150223000595	
T4444PHPR01	2014.09.22 12:02	Oprettet	000VP	T2SOPVP	2014.09.22			Release	No automated transfer	ZYAJDKK0024	VP20140922000688	VPSD140922000013
T4444STDD8	2016.02.03 10:55	/Endret	000VP	BRUGER1	2016.01.05		T2000	Release	No automated transfer	ZYAJDKK0020	VP20160203000591	
T4444STDD8	2016.01.05 14:38	Oprettet	T4444	BRUGER01	2016.01.05			Release	No automated transfer	ZYAJDKK0028	VP20160105001056	VPSD160105000003

Figure 12. T2S account events concerning "T2S-depot" (T2S account)

The following columns may be included in the List of Results:

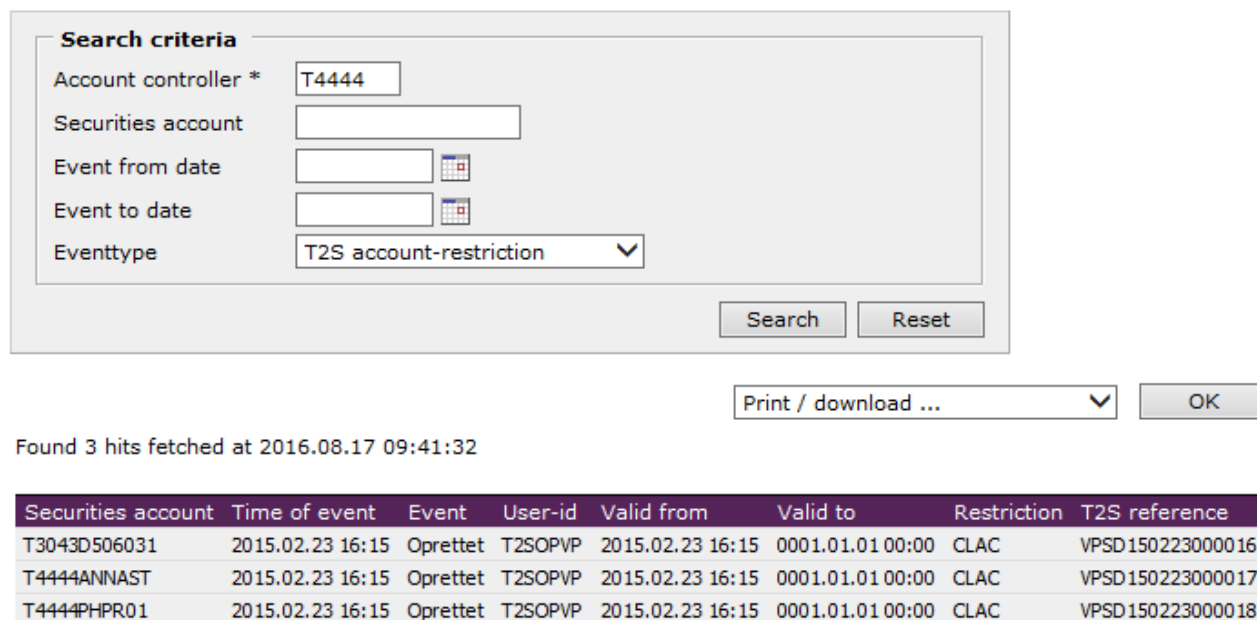
- T2S account owner:**
 This column states whether other ownership (than the AC) of the T2S account has been stated.
- Hold/Release:**
 This column states whether the T2S account has the status of Hold or Release.
- Move code:**
 This column states which principle for the T2S account will apply to transferring the holdings to T2S. The values are as follows:
 - No automatic transfer
 - Automatic transfer according to the Net principle
 - Automatic transfer according to the Gross principle
- BIC code:**
 This column states which BIC code the T2S account is registered under in T2S.

Concerning the other columns, which are not described here, see under section 7.2.

7.4 Search for changes concerning “T2S depot-restriction” (T2S account restriction)

If “T2S depot-restriction” (T2S account restriction) is selected in the “Hændelsestype” (Event type) field, and “Søg” (Search) is clicked on, a specific List of Results is displayed for the “T2S depot-restriction” event type, see [Figure 13](#).

Search



Securities account	Time of event	Event	User-id	Valid from	Valid to	Restriction	T2S reference
T3043D506031	2015.02.23 16:15	Oprettet	T2SOPVP	2015.02.23 16:15	0001.01.01 00:00	CLAC	VPSD150223000016
T4444ANNAST	2015.02.23 16:15	Oprettet	T2SOPVP	2015.02.23 16:15	0001.01.01 00:00	CLAC	VPSD150223000017
T4444PHPR01	2015.02.23 16:15	Oprettet	T2SOPVP	2015.02.23 16:15	0001.01.01 00:00	CLAC	VPSD150223000018

Figure 13. T2S account events concerning “T2S account restriction”

The following columns may be included in the List of Results:

- **Valid from:**
This column specifies the time from which a given Restriction is valid.
- **Valid to:**
This column specifies the time until which a given Restriction is valid.
- **Restriction:**
This column specifies which type of Restrictions are made for the T2S account.
Currently the following restrictions are used:
CLAC and RHBG, as well as EDKK, EEUR and EXXX, which are used in conjunction with earmarking. See section 7.2 for a description of these.

Concerning the other columns, which are not described here, see under section 7.2.

7.5 Search for changes concerning “Privat/Professional marking” (Private/Professional marking)

As described in section 4.2 “Mark accounts as professional or private”, this function is omitted from the 2018 solution, so that it is also omitted from the account events section.

7.6 Search for changes concerning “DCA tilknytning” (DCA association)

If “DCA tilknytning” (DCA association) has been selected in the “Hændelsestype” (Event type) field, and “Søg” (Search) is clicked on, a specific List of Results is displayed for the “DCA tilknytning” event type, see [Figure 15](#).


Search


uc: 10 env

Search criteria

Account controller *

Securities account

Event from date 

Event to date 

Eventtype

Found 1 hit fetched at 2016.08.17 09:42:54

Securities account	Time of event	Event	User-id	From date	To date	DCA account	Currency	Default	Settlement	Collateral	T2S reference
T4444STDD8	2016.01.05 14:40	Oprettet	VP01LRO	2016.01.05		CDKEURZYAJDKK0027-T3043-DCA	EUR	Yes	Yes	No	VPSD160105000004

Figure 15. T2S account events concerning "DCA tilknytning"

Among other things, the following columns are included in the List of Results:

DCA Account:

This column states which DCA is linked to the T2S account, at the specific time.

- **Currency:**
This column states the currency of the associated DCA link.
- **Default:**
This column states whether the associated DCA link is specified as Default for the T2S account.
- **Settlement:**
This column specifies whether the associated DCA link may be used for settlement for the T2S account.
- **Collateralisation:**
This column specifies whether the associated DCA link may be used as collateral for the T2S account.

Concerning the other columns, which are not described here, see under section 7.2.

8 Ordering liquidity info

VP produces the liquidity infos for T2S settlement:

- TI206641 “Forventet bogføringsgrundlag vedr. T2S afvikling” (Expected book-entry basis concerning T2S settlement)
- TI206611 “Bogføringsgrundlag vedr. T2S afvikling” (Book-entry basis concerning T2S settlement)

The liquidity infos are used to manage the liquidity for indirect clearing participants in relation to settlement in T2S, i.e. to manage the clients’ use of a Dedicated Cash Account (DCA) in T2S.

Administration by a client

In order to receive the liquidity infos, you as a Cash Account Controller (Pengekontofører (PK)) are required to submit the CD ident to which the liquidity infos should be sent.

A form must be completed and sent to CSD@vp.dk.